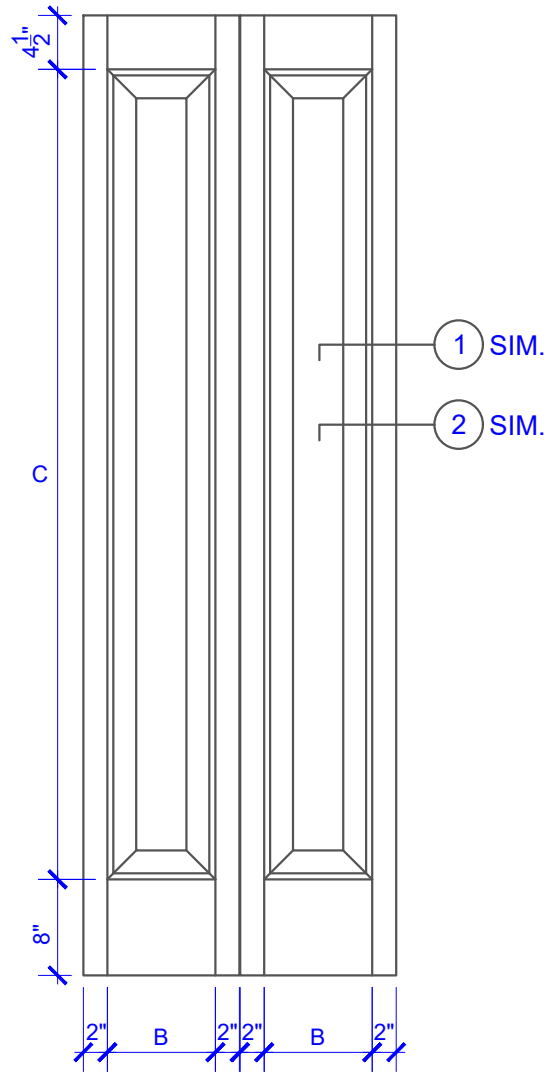


**PASSAGE, POCKET,
BYPASS, BARN DOORS**

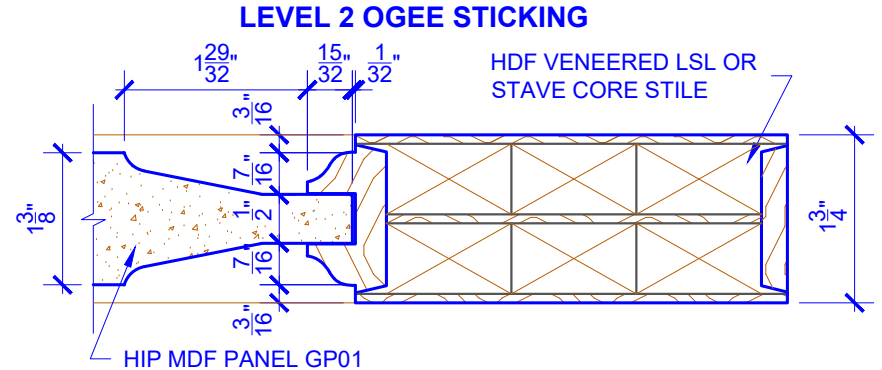


BIFOLD DOORS

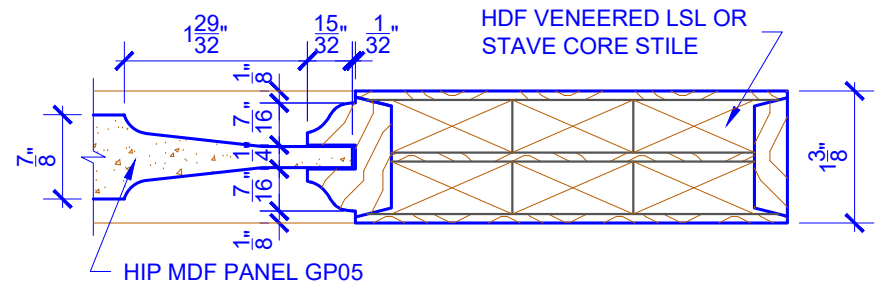
DOOR COMPONENT SIZES				
DOOR WIDTH	STILE WIDTH "A"	PANEL WIDTH "B"	PANEL HEIGHT "C"	MIDRAIL WIDTH "D"
2-0 THRU 2-4	4"	VARIABLES	VARIABLES	2"
2-6 THRU 4-0	4-1/2"	VARIABLES	VARIABLES	3"

NOTES:

1. BIFOLD LEAF WIDTHS 10-11/16"-24" WILL HAVE 2" WIDE STILES.
2. ALL COMPONENTS (STILES, RAILS & MULLIONS) MEASUREMENTS ARE "NET" FACE-WIDTH DIMENSIONS, NOT INCLUDING STICKING PROFILES OR APPLIED MOULDING.
3. DOORS NARROWER THAN 2'-0" IN WIDTH ON 2-PANEL WIDE DOORS WILL BE MADE AS 1-PANEL WIDE IN A CORRESPONDING DESIGN. GP219 DESIGN 1-0 THRU 1-10 WIDE WOULD BE A GP101 DESIGN.



DETAIL 1



DETAIL 2

* SEE LIMITED LIFETIME WARRANTY FOR TOLERANCES AND EXCLUSIONS



CUSTOMER:	DATE: 12/02/22	PO:
DRAWING TITLE: GP219 LEVEL 2 STANDARD DOOR	REVISION:	PAGE: 1 of 1
STICKING: OGEE	SPECIES: HDF STAVE	PANEL: MDF HIP

