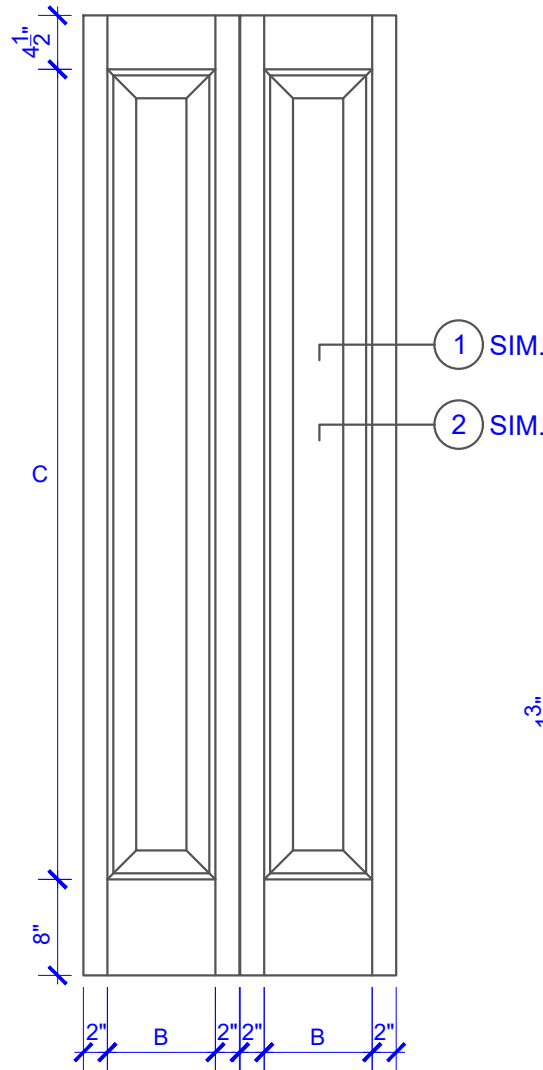


**PASSAGE, POCKET,
BYPASS, BARN DOORS**



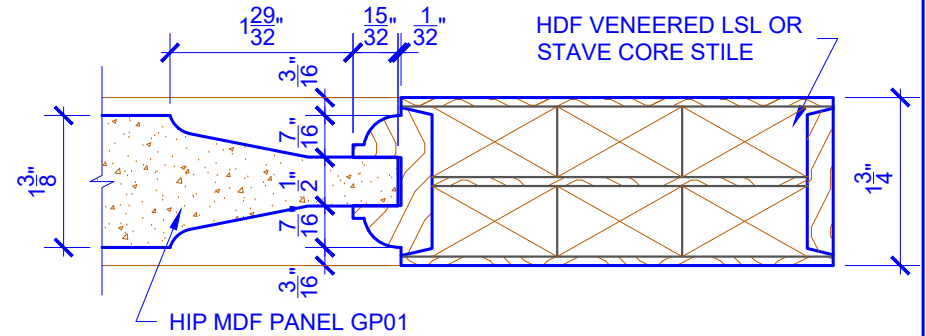
BIFOLD DOORS

DOOR COMPONENT SIZES				
DOOR WIDTH	STILE WIDTH "A"	PANEL WIDTH "B"	PANEL HEIGHT "C"	STILE WIDTH "D"
2-8 THRU 2-10	4"	VARIABLES	VARIABLES	2"
3-0 THRU 4-0	4-1/2"	VARIABLES	VARIABLES	3"

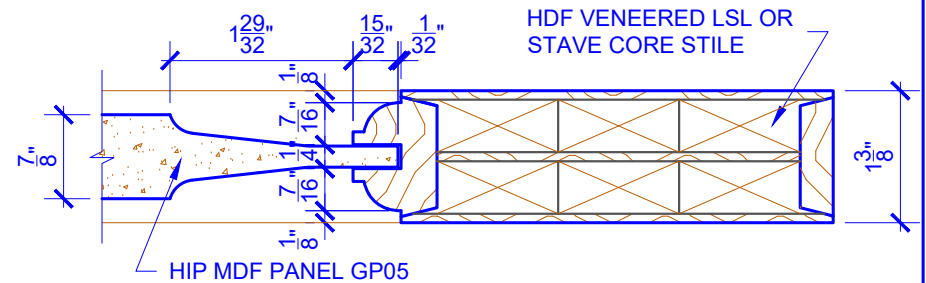
NOTES:

- BIFOLD LEAF WIDTHS 10-11/16"-24" WILL HAVE 2" WIDE STILES.
- ALL COMPONENTS (STILES, RAILS & MULLIONS) MEASUREMENTS ARE "NET" FACE-WIDTH DIMENSIONS, NOT INCLUDING STICKING PROFILES OR APPLIED MOULDING.
- DOORS NARROWER THAN 2'-8" IN WIDTH ON 3-PANEL WIDE DOORS WILL BE MADE AS 1-PANEL OR 2-PANEL WIDE IN A CORRESPONDING DESIGN. GP308 DESIGN 2-0 THRU 2-7 WIDE WOULD BE A GP219 DESIGN. GP308 DESIGN 1-0 THRU 1-10 WIDE WOULD BE A GP101 DESIGN.

LEVEL 2 OVOLO STICKING



DETAIL 1



DETAIL 2

* SEE LIMITED LIFETIME WARRANTY FOR TOLERANCES AND EXCLUSIONS