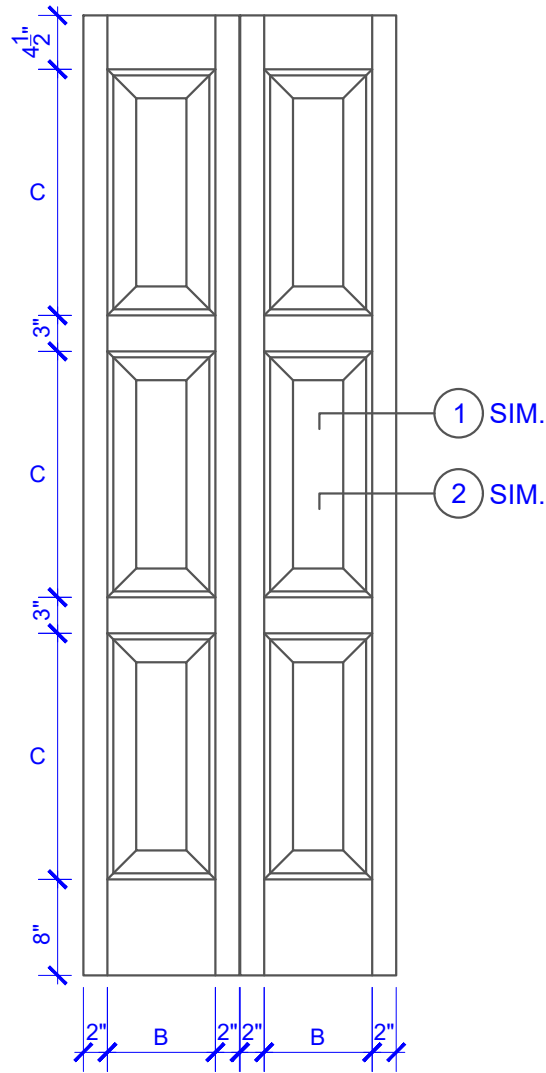


**PASSAGE, POCKET,
BYPASS, BARN DOORS**



BIFOLD DOORS

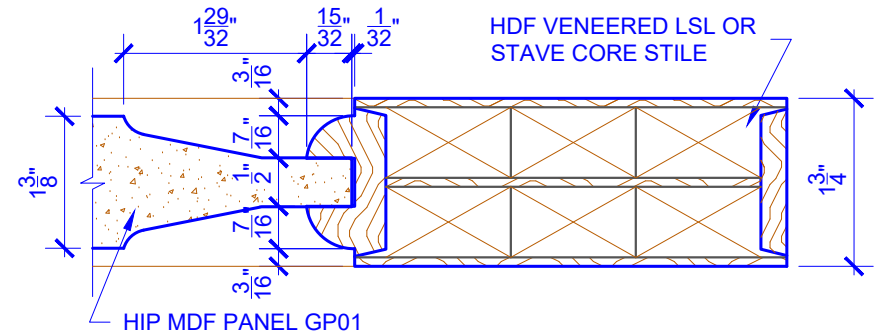
DOOR COMPONENT SIZES

DOOR WIDTH	STILE WIDTH "A"	PANEL WIDTH "B"	PANEL HEIGHT "C"
1-0 THRU 1-1	2"	VARIABLES	VARIABLES
1-2 THRU 1-3	3"	VARIABLES	VARIABLES
1-4 THRU 1-10	4"	VARIABLES	VARIABLES
2-0 THRU 4-0	4-1/2"	VARIABLES	VARIABLES

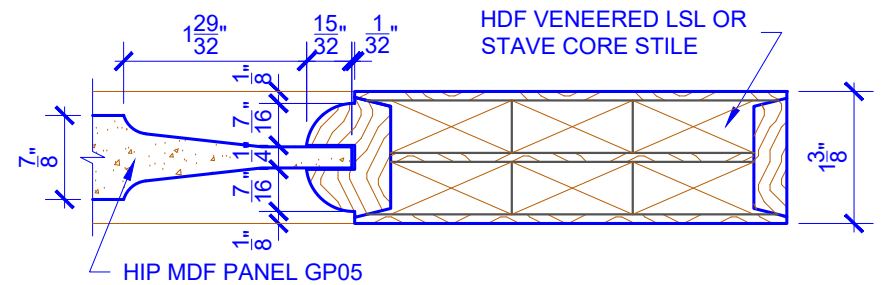
NOTES:

1. BIFOLD LEAF WIDTHS 10-11/16"-24" WILL HAVE 2" WIDE STILES.
2. ALL COMPONENTS (STILES, RAILS & MULLIONS) MEASUREMENTS ARE "NET" FACE-WIDTH DIMENSIONS, NOT INCLUDING STICKING PROFILES OR APPLIED MOULDING.

LEVEL 2 QUARTER ROUND STICKING



DETAIL 1



DETAIL 2

* SEE LIMITED LIFETIME WARRANTY FOR TOLERANCES AND EXCLUSIONS