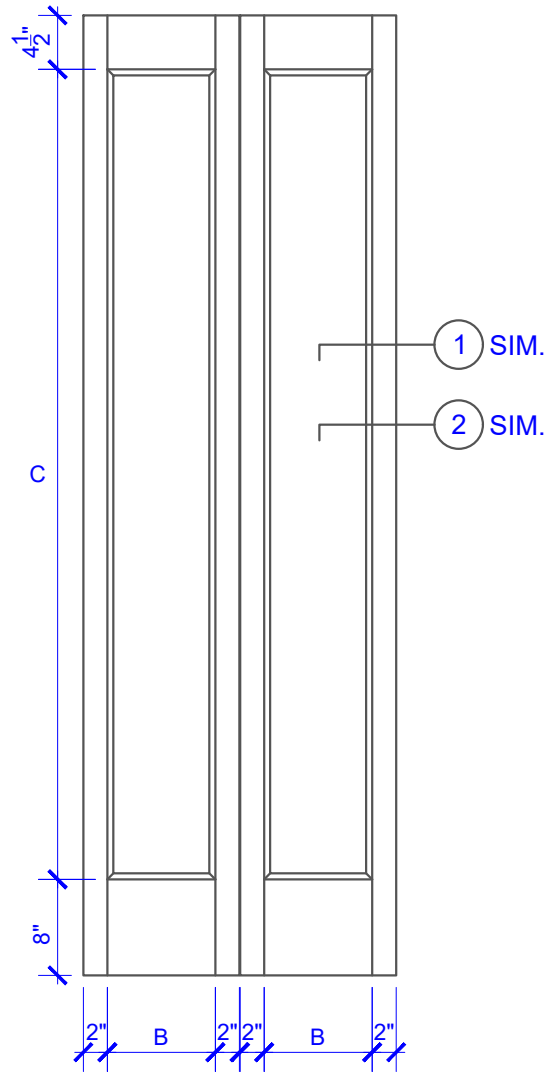


**PASSAGE, POCKET,
BYPASS, BARN DOORS**



BIFOLD DOORS

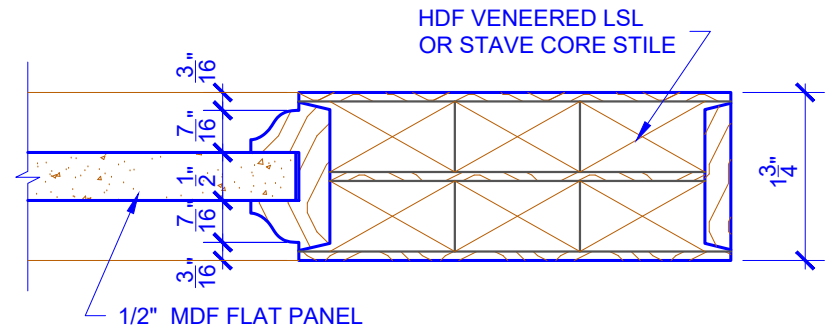
DOOR COMPONENT SIZES

| DOOR WIDTH | STILE WIDTH "A" | PANEL WIDTH "B" | PANEL HEIGHT "C" |
|---------------|-----------------|-----------------|------------------|
| 12" THRU 1-1 | 2" | VARIABLES | VARIABLES |
| 1-2 THRU 1-3 | 3" | VARIABLES | VARIABLES |
| 1-4 THRU 1-10 | 4" | VARIABLES | VARIABLES |
| 2-0 THRU 3-0 | 4-1/2" | VARIABLES | VARIABLES |

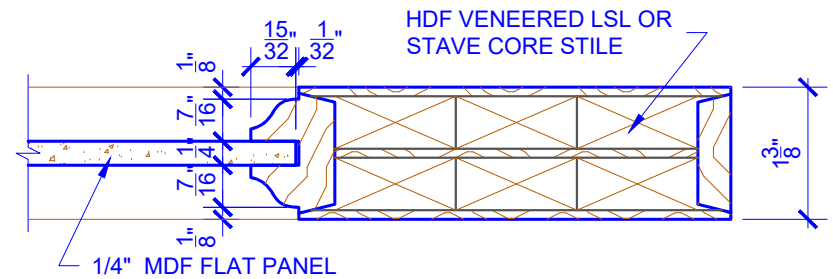
NOTES:

1. BIFOLD LEAF WIDTHS 9"-24" WILL HAVE 2" WIDE STILES.
2. ALL COMPONENTS (STILES, RAILS & MULLIONS) MEASUREMENTS ARE "NET" FACE-WIDTH DIMENSIONS, NOT INCLUDING STICKING PROFILES OR APPLIED MOULDING.

LEVEL 2 OGEE STICKING



DETAIL 1



DETAIL 2

* SEE LIMITED LIFETIME WARRANTY FOR TOLERANCES AND EXCLUSIONS