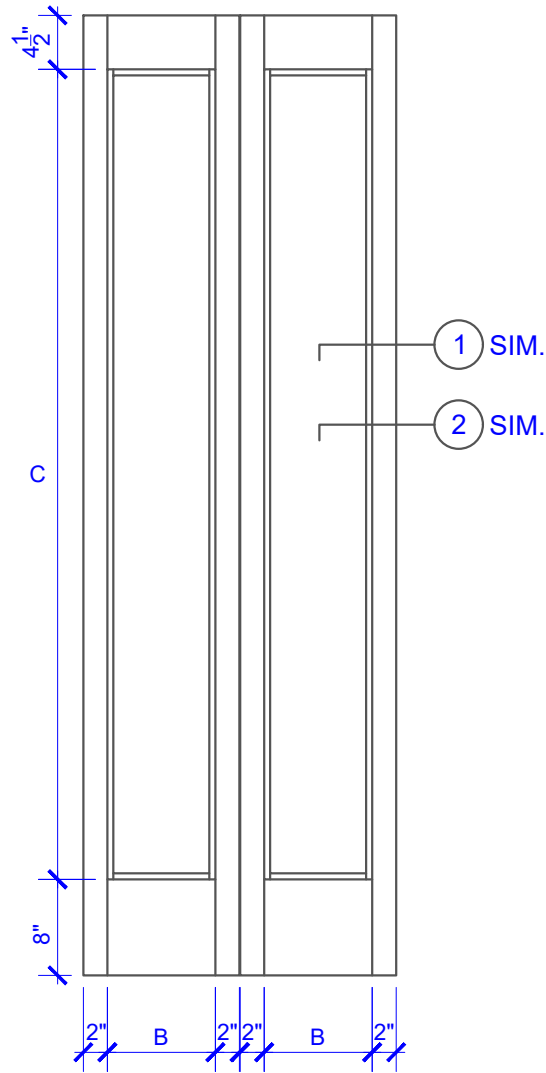


**PASSAGE, POCKET,  
BYPASS, BARN DOORS**



**BIFOLD DOORS**

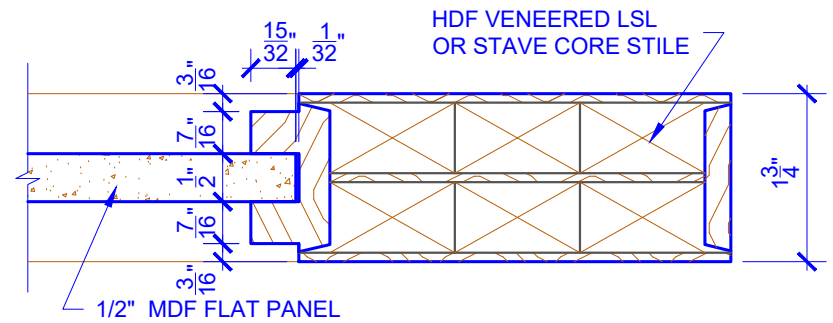
**DOOR COMPONENT SIZES**

| DOOR WIDTH    | STILE WIDTH "A" | PANEL WIDTH "B" | PANEL HEIGHT "C" |
|---------------|-----------------|-----------------|------------------|
| 12" THRU 1-1  | 2"              | VARIABLES       | VARIABLES        |
| 1-2 THRU 1-3  | 3"              | VARIABLES       | VARIABLES        |
| 1-4 THRU 1-10 | 4"              | VARIABLES       | VARIABLES        |
| 2-0 THRU 3-0  | 4-1/2"          | VARIABLES       | VARIABLES        |

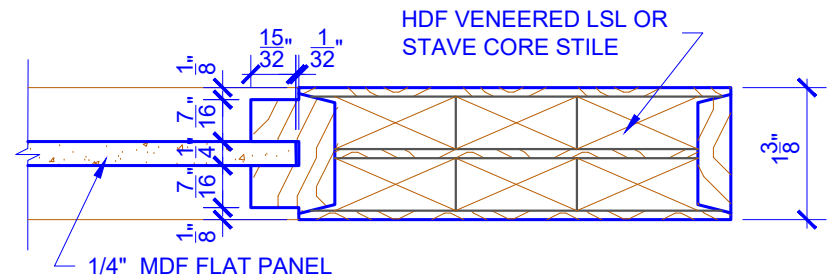
**NOTES:**

1. BIFOLD LEAF WIDTHS 9"-24" WILL HAVE 2" WIDE STILES.
2. ALL COMPONENTS (STILES, RAILS & MULLIONS) MEASUREMENTS ARE "NET" FACE-WIDTH DIMENSIONS, NOT INCLUDING STICKING PROFILES OR APPLIED MOULDING.

**LEVEL 2 STEP STICKING**



**DETAIL 1**



**DETAIL 2**

\* SEE LIMITED LIFETIME WARRANTY FOR TOLERANCES AND EXCLUSIONS