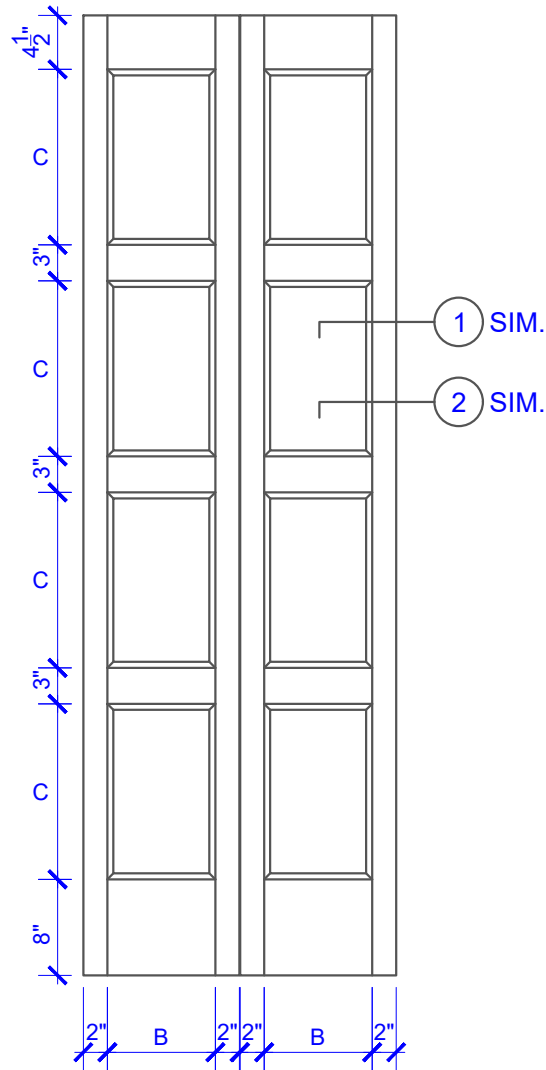


**PASSAGE, POCKET,  
BYPASS, BARN DOORS**



**BIFOLD DOORS**

**DOOR COMPONENT SIZES**

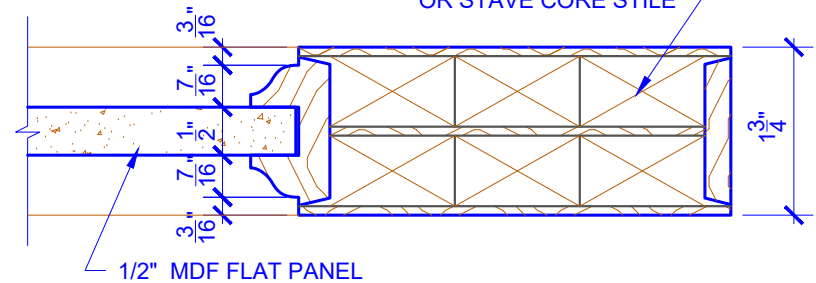
| DOOR WIDTH   | STILE WIDTH "A" | PANEL WIDTH "B" | TOP PANEL HEIGHT "C" |
|--------------|-----------------|-----------------|----------------------|
| 2-0 THRU 2-4 | 4"              | VARIES          | VARIES               |
| 2-6 THRU 4-0 | 4-1/2"          | VARIES          | VARIES               |

**NOTES:**

1. BIFOLD LEAF WIDTHS 9"-24" WILL HAVE 2" WIDE STILES.
2. ALL COMPONENTS (STILES, RAILS & MULLIONS) MEASUREMENTS ARE "NET" FACE-WIDTH DIMENSIONS, NOT INCLUDING STICKING PROFILES OR APPLIED MOULDING.
3. DOORS NARROWER THAN 2'-0" IN WIDTH ON 2 OR 3 PANEL WIDE DOORS WILL BE MADE AS 1-PANEL WIDE IN A CORRESPONDING DESIGN. PN801 DESIGN 1-8 WIDE WOULD BE A PN410 DESIGN.

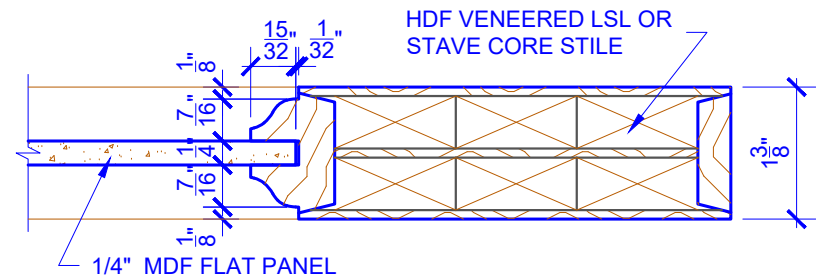
**LEVEL 2 OGEE STICKING**

HDF VENEERED LSL  
OR STAVE CORE STILE



**DETAIL 1**

HDF VENEERED LSL OR  
STAVE CORE STILE



**DETAIL 2**

\* SEE LIMITED LIFETIME WARRANTY FOR TOLERANCES AND EXCLUSIONS