



PLANTATION[™] SERIES

INTERIOR DOORS

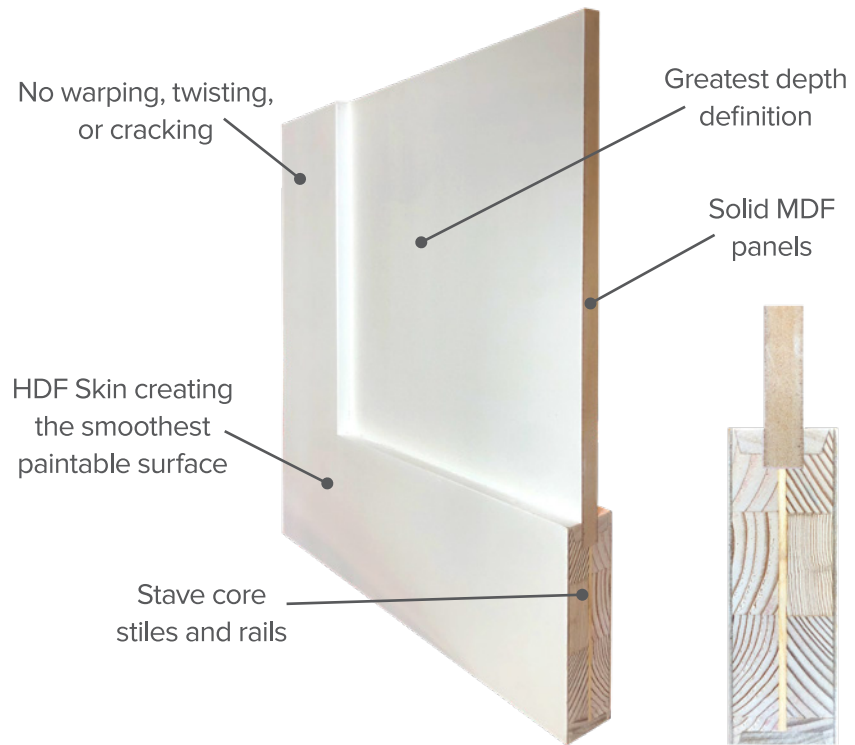
Enhancing Architectural Value in Every Room



MILLWORK 360
THE DEGREE OF SUPERIOR QUALITY

DOOR APPLICATIONS

Highest Quality Paint Grade Doors



Premium Wood Doors

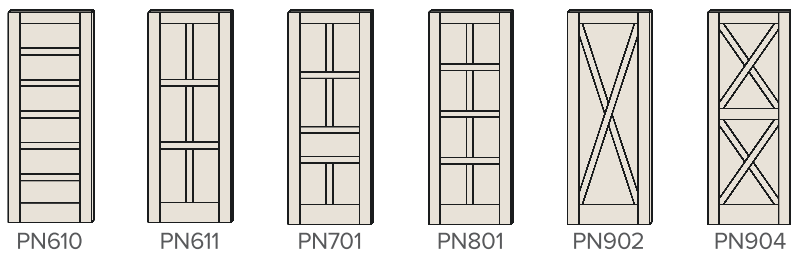
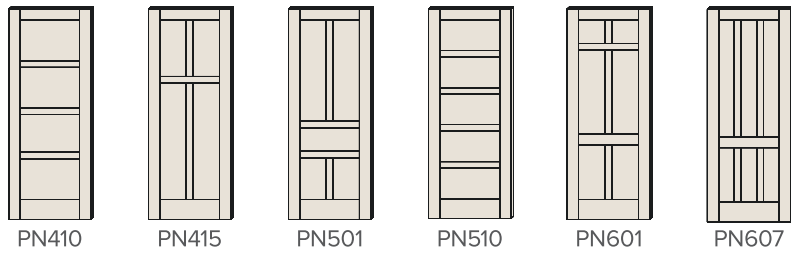
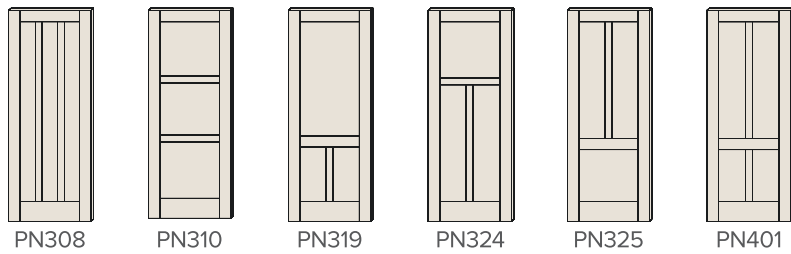
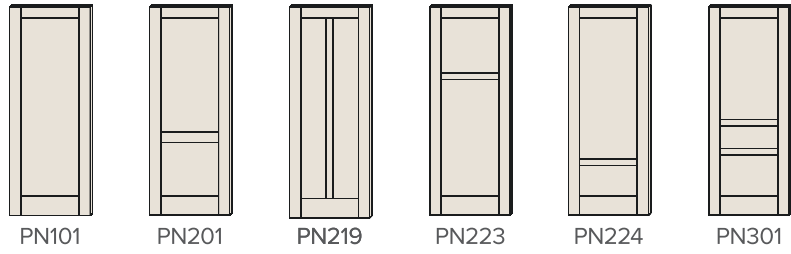


Millwork 360's Villacrest Interior Door Line features a High Density Fiberboard Skin or Premium Wood Veneer Skin applied to a solid wood stave core. Using our state-of-the-art automated production and prime line, consumers no longer need to choose between Quality, Price, and Service. With Villacrest Interior Doors, you can have them all.

TABLE OF CONTENTS

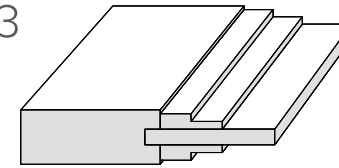
DOOR APPLICATIONS	1
INTRODUCTION TOC	2
VILLACREST PLANTATION SERIES	3
STICKING OPTIONS	4
GALLERY	5-10
GLASS DOORS	11
GLASS INSERTS	12
GLASS GALLERY	13-16
LOUVER DOORS	17-18
WOOD SPECIES OPTIONS	19-20
UNLIMITED CUSOM CAPABILITIES	21-22

VILLACREST™ PLANTATION SERIES

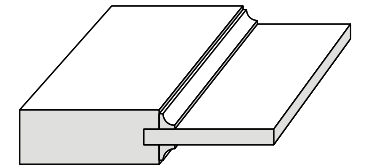


STICKING OPTIONS

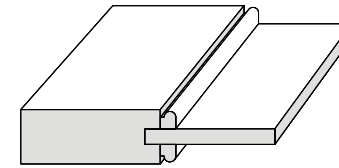
LEVEL 3



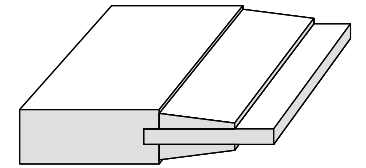
2 Step Profile



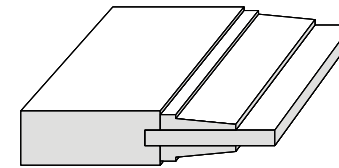
Cove Profile



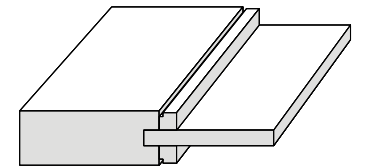
Bead Profile



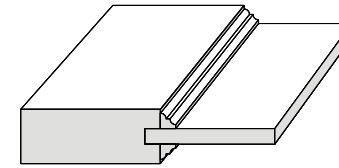
Extended Bevel Profile



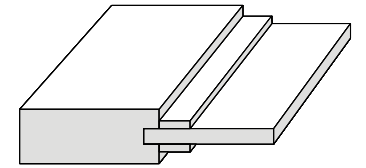
Extended Step Bevel Profile



Square Quirk Profile

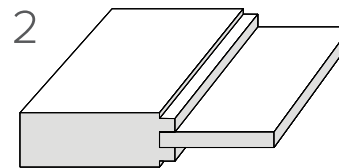


Bead & Cove Profile

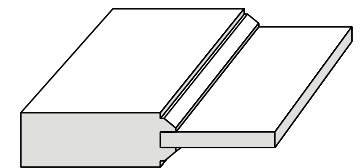


Flat Step Profile

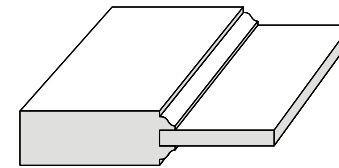
LEVEL 2



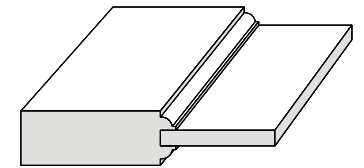
Step Profile



Beveled Profile

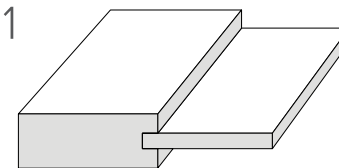


Ogee Profile



Ovolo Profile

LEVEL 1



Square Shoulder Profile

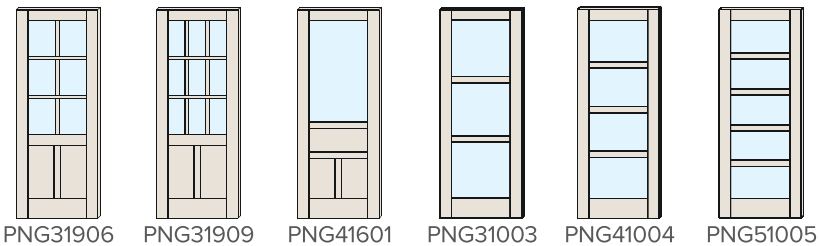
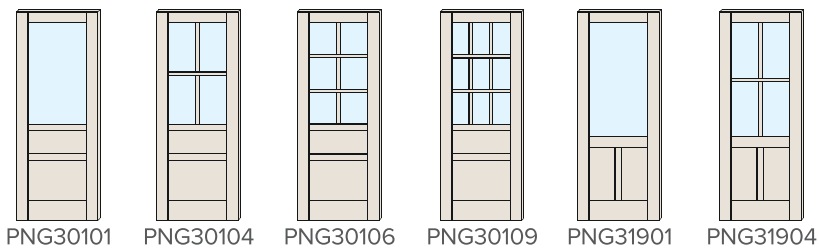
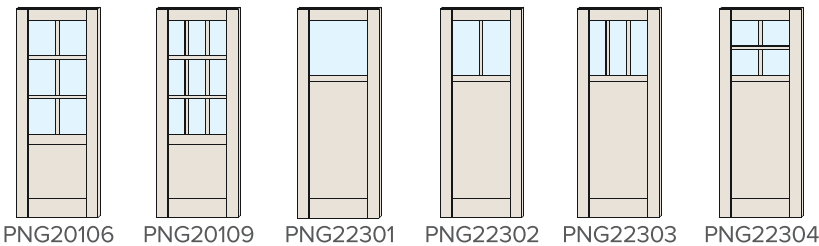
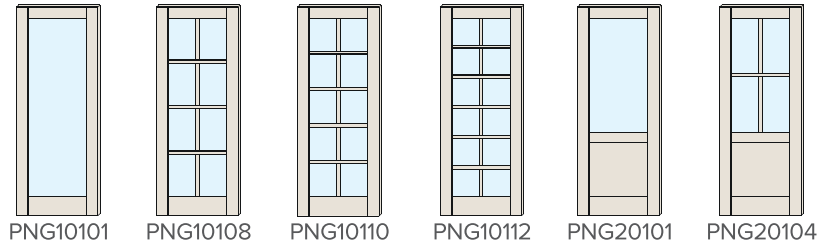






GLASS DOORS

Plantain PN Series glass doors are offered in 24 standard styles and offered as True Divided or Full-Lite



GLASS INSERTS




Antique
1/4" Thick



Cotswold
1/4" Thick



Dense Seedy
1/4" Thick




English Flemish
1/4" Thick




Euro Hammered
1/4" Thick



Euro Seedy
1/4" Thick



Frosted
1/4" Thick



Mosaico
1/4" Thick



Renova Restoration
1/4" Thick



Sereemy
1/4" Thick



Vecchio
1/4" Thick



Nue Wave
1/4" Thick

DETAILS

- Glass inserts are either tempered or laminated for safety.
- Consult with your sales representative to verify glass availability.
- Glass may be beveled, frosted or textured with some level of obscurity. For that reason, we ask when ordering to specify the door handing, swing *in* or *out*, and if the finish side of the glass needs to be on the wide *non-beveled* side or the narrow *beveled* side of the door.


Note: Glass patterns are reproduced with reasonable accuracy for identification purposes. If color or pattern is critical, request an actual sample from your sales representative.





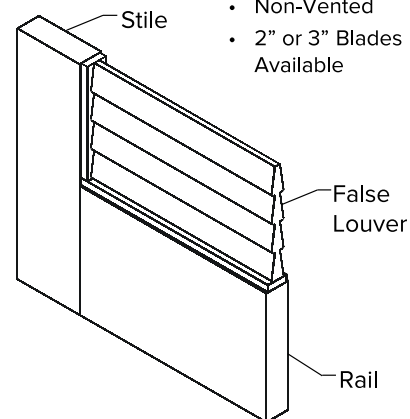


LOUVER DOORS



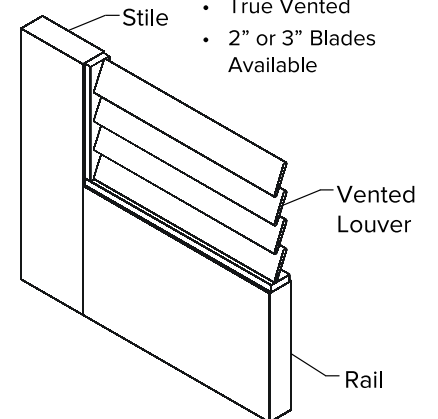
False Louver

- Non-Vented
- 2" or 3" Blades Available



Vented Louver

- True Vented
- 2" or 3" Blades Available



WOOD SPECIES OPTIONS

VillaCrest™ Interior Doors are offered in 13 standard wood species of lumber and veneer in the finest quality hardwoods and softwood available on the market to day. From our economically priced paint grade to our pricier stain grade hardwoods, there is a wood species to fit every budget. If you are looking for another type of wood, practically any other species is available on a custom-quote basis.

Paint Grade

- HDF Veneer skins and MDF panels
- Paint Grade Poplar Veneer skins and MDF panels

Stain Grade Softwoods

- Clear Pine - Flat Cut
- Select Cypress - Flat Cut
- Vertical Grain Fir - Flat Cut

Stain Grade Hardwoods

- American Black Walnut - Flat Cut
- Cherry - Flat Cut
- Hard Maple - Flat Cut
- Knotty Alder - Flat Cut
- Red Oak - Flat Cut
- Sipo - Quarter Sawn
- Stain Grade Poplar - Flat Cut
- Superior Alder - Flat Cut
- White Oak - Flat Cut
- White Oak - Rift Cut



American Black Walnut
Flat Cut




Cherry
Flat Cut



Hard Maple
Flat Cut



Knotty Alder
Flat Cut



Red Oak
Flat Cut



Sipo
Quarter Sawn



Stain Grade Poplar
Flat Cut



Superior Alder
Flat Cut




White Oak
Flat Cut



White Oak
Flat Cut



Clear SY Pine
Flat Cut



Select Cypress
Flat Cut



Poplar



Vertical Grain Fir



UNLIMITED CUSTOM CAPABILITIES

Affordable alternative to Solid Wood
and Superior to MDF Solutions

Custom Transoms



Fire Rated Options
(20 Minute – 90 Minute)

Custom Machining for
any hardware

Dutch Style

One-off door styles and sizes
to match the rest of the house

Cutting-edge technology and an automated production and prime line allow us to fulfill any size residential or commercial job.



12941 Memorial Hwy
Tampa, FL 33635
Phone: 813-854-3100
Toll Free: 844-854-2473

Email: sales@millwork360.net
Web: millwork360.net

MILLWORK 360
THE DEGREE OF SUPERIOR QUALITY



VILLACREST™
INTERIOR DOORS